

Baubles & Beads

Guest Instructors-

Baubles brings instructors to you from around the country, take advantage of classes at a fraction of the cost of big bead shows, its a bead retreat in your home town!

Mary Hettmansperger

New!

Torch Fire Copper Domes \$150

Students will make several colorful patina copper domes using Torch fire copper clay. Several domes and earrings will be made and fired during the class. Students can create both open patterned or solid domes. A variety of patinas, texturing, and basic wire and metal applications will also be covered. A \$38 kit fee is due to instructor on the day of class.

All Levels

Guest Instructor Mary Hettmansperger

[Berkeley Location](#)

Fri Feb 24 10-5pm



New!

Hinges and Lockets \$150

Using silver and copper sheeting, students will design a hinged locket. Students may bring a personal photo, image or favorite paper to place in the locket. Mica is used to protect the image and cold connections hold it in place. Patinas, texturing, and metal applications, including embossing will also be covered. The focus of this class is to master the hinge using tabs to create a variety of moveable doors. It is a low-tech process with fabulous results. A \$48 kit fee is due to instructor on the day of class.

All Levels

Guest Instructor Mary Hettmansperger

[Berkeley Location](#)

Sat Feb 25 10-5pm



New!

Torch Firing and Tab Bezels \$150

Using torch firing in a variety of ways, students will make colorful and unique pieces of jewelry. Copper sheeting, wire, enamels, cold connections and embellishments will all be used to create layering and unusual effects in enameling. Patinas, texturing, and basic wire and metal applications will also be covered. Many torching techniques will be covered, such as adding Glass beads, silver foil, resist, sifting, embedding items, stencils, patinas and more. The focus will be the endless possibilities of torch fire enameling and the benefits of using tab bezels to connect when using enamels. A \$48 kit fee is due to instructor on the day of class.

All Levels

Guest Instructor Mary Hettmansperger

[Berkeley Location](#)

Sun Feb 26 10-5pm



Class Schedule Session 1

February - May 2012

Sign ups begin Tuesday

January 17 at 10am

Sign up online, in person, or by fax

download a registration form at
baublesandbeads.com

Register for classes early, seats are
limited!

Gail Crosman Moore

New!

Bronze Metal Clay and Colors on Metal \$150

In this full day class we will be exploring many of the wonderful attributes of the FastFire BronzeClay through taking a project from idea to completion. Students will need to find 2 objects/textures that they would like to become the design for the front and back of a slide pendant as we go from object to mold to assembly to kiln. Lunch will be a little longer than usual to allow for firing and then we will be adding some color to some brass pieces that you might want to include in a composition in conjunction with your slide. The finale will be to rivet our bronze slide pendant pieces together! Materials required. A \$40 kit fee payable to instructor on the day of class includes Bronze metal clay, firing, and use of colors and mold making materials in class.

All Levels

Guest Instructor Gail Crosman Moore

[Berkeley Location](#)

Sun Apr 22 10-5:30pm



Huib Petersen

New!

Wave Links \$100

A classic looking choker, bracelet or watchband, stitch it for yourself or that special some one. In this project you will combine right angle and triangle weave to shape a wavy necklace or bracelet. The class will start with practicing the 'cubular' or tubular right angle weave and its particulars like how to turn a corner or connect one stitch to another. Once you have these basic techniques many variations are possible. Stitches used in this project right angle weave and triangle weave. Materials required

Level 3

Guest Instructor Huib Petersen

Prerequisites- Intro to Seedbeads and
2 other seedbead classes.

[Berkeley Location](#)

Sat May 5 10-5pm



Colin Mahler

New!

Silver Lining Cloud Cover Bracelet \$65

Learn to weave these chainmaille units, reminiscent of Chinese knots, in a weave called Double Cloud Cover. Shiny silver rings make up the base of each knot, with oxidized silver and copper jump rings creating stripes of color in the center of each unit. The pattern of this weave is different on each side of the knot, so this bracelet is reversible. Materials required.

A \$25 silver filled and copper kit fee payable to instructor the day of class.

Guest Instructor Colin Mahler

Level 1

Prerequisite Basic Wire

[San Rafael Location](#)

Wed May 16 6-9pm



Square Wire Wrap Bezel Pendant \$65

By popular demand! Colin brings the technique you all have been clamoring for, bezeling pendants with wire! Don't know what to do with all the pretty stones or coins you've been collecting? Using square and half round wire learn to create simple yet secure wire bezel pendants. Materials required.

A \$15 silver filled, kit fee enough for 2 pendants is available to the instructor the day of class.

Guest Instructor Colin Mahler

Level 1

Prerequisite Basic Wire

[San Rafael Location](#)

Thu May 17 10-1pm*

* Midweek daytime class



New!

Celtic Wave Bracelet \$65

This curvy chainmaille bracelet combines elements of both the Butterfly and Celtic Visions chainmaille patterns. The result is a substantial, flexible dimensional chain, quite different from the source patterns. Materials required.

A \$25 for silver filled and copper, \$40 for all silver filled kit fee payable to instructor the day of class.

Guest Instructor Colin Mahler

Level 1

Prerequisite Basic Wire

[San Rafael Location](#)

Thu May 17 2-5pm*

* Midweek daytime class



Japanese Wave Earrings \$65

Explore the basics of Japanese style chain maille. We will be using multiple sizes of jump rings and weaving them in the Japanese 12 in 2 chain maille pattern to create these fun, curvy earrings. Materials required.

A \$15 silver filled kit fee is payable to instructor the day of class.

Level 1

Guest Instructor Colin Mahler

Prerequisite Basic Wire

[Berkeley Location](#)

Fri May 18 6-9pm



Beginning Lampworking

\$280

Using a small torch, learn to melt and manipulate glass to create your own beautiful glass beads that you will take home at the end of the day! This class is geared towards taking what you have learned and creating your own setup at home with a minimum of cost and equipment. All tools and materials are yours to take home at the end of the day, to make more beads! Kit fee \$20 payable to instructor on the day of class.

Guest instructor Colin Mahler

All levels

[Berkeley Location](#)

Sat May 19 10-5pm



Skinny Dragonscale \$65

This is a slimmed down version of the magnificent Dragon Scale chain. Dragon Scale is a densely woven variation on the European 4 in 1 chainmail pattern that is very slinky and comfortable to wear. The scale-like pattern is formed by a double layer of jump rings. This allows an opportunity to incorporate some color and contrast into the piece using a combination of sterling silver and colored copper rings.

Creating a wider version of this chain will be discussed in class and instructions to do so will be included in the handout.

Materials required

A \$45 kit fee due to instructor on the day of class

Guest Instructor Colin Mahler

Level 3

Prerequisite 3 chain mail classes

[Berkeley Location](#)

Sun May 20 10-1pm



New!

Helm Orb Necklace \$65

These fun chainmaille orbs are a variation on the Helm or Parallel weave. We will be using multiple sizes of jump rings to create several of these orbs and then link them together to create this bold necklace. These orbs can also be used individually to create pendant and earrings. Materials required.

A \$45 kit fee is payable to instructor the day of class. Kit includes silver filled and enameled copper jump rings.

Guest Instructor Colin Mahler

Level 1

Prerequisite Basic Wire

[Berkeley Location](#)

Sun May 20 2-5pm



Class Policy

- Class registration is confirmed upon payment.
- There are **no class refunds**, unless a class is cancelled by Baubles & Beads. A 48 hour notice is required if you cannot attend class. A class credit will be issued and may be used to transfer to another class or to purchase materials. There is a \$5.00 fee for each transfer. **Failure to give 48 hours notice will result in forfeiture of registration fees.** There are no transfers or class credits issued for Guest Instructor Classes.
- However, you may send someone in your place.
- Minimum age limit for all classes is 14 years of age. Please refrain from wearing perfume to class.

Stringing and More Fun Stuff

Resin Jewelry \$45

Seal photos under shiny hard resin clear as glass and very durable. Create tiny mosaics and collages as art -to- wear! Join Emily to learn the tips and tricks of working with resin, in all its remarkable forms. Color, inclusions, glitter, all can be added to make your resin pieces unique and enhance your designs. Resin and expendables are included in class fee, a short materials list required!

Instructor Emily B. Miller

All levels

[Berkeley Location](#)

Tue Mar 20 6-9pm

Thu May 10 6-9pm

[San Rafael Location](#)

Tue Apr 24 6-9pm



Intro to Enamel \$35

This class will teach you a fun, fast way to bring vibrant color to your jewelry. Learn how to choose your supplies, prepare your metal, create your designs, and fire multiple layers of glass enamel. Make several charms during class, and then with this technique, you can easily do more at home. Materials required.

Instructor: Anat Silvera

All Levels

[Berkeley Location](#)

Sun Feb 19 2-5pm

Sat Apr 14 2-5pm

[San Rafael Location](#)

Thu Mar 22 6-9pm



New!

Stamp Stencil and Scraffito \$45

Take your torch enameling techniques to the next skill level. Bring custom designs to your enameling with three fun and fast techniques: stamping, scraffito, and stencils. Mix and layer colors for new effects. Students will make several charms or pendants during class.

Instructor Anat Silvera

Level 1

Prerequisite Students are required to have basic torch-fired enameling experience

[Berkeley Location](#)

Sat Mar 10 2-5pm



Enamel on Curved Forms \$45

Dapping, fusing, creating enameled headpins is all part of this exciting new class that takes your basic enameling skills to a whole new level. Learn to ball fine silver wire as well and make your own ear wires. \$10 kit fee is payable to instructor on day of class.

Materials required.

Instructor: Anat Silvera

Level 1

Prerequisite Intro to Enameling

[San Rafael Location](#)

Wed May 23 10-2:30pm *

*midweek daytime class



Picture Links & Pendants \$65

Spend a day learning how to make your memories into pendants that you can wear close to your heart. Using glass & foil, students will learn how to seal that thought with a bit of glass, solder and a lot of creativity. Small glass cutting techniques and soldering embellishment loops will be covered. A \$25 kit fee is payable to the instructor the day of the class. Additional materials required.

All levels

Instructor Lisa Claxton

[Berkeley Location](#)

Sat Mar 10 10-4pm

[San Rafael Location](#)

Sun Apr 29 10-4pm



New project, Now All Levels, no prerequisites!

Lots of Layers \$35

Create a suite of necklaces to wear together or in any combination. Get some experience designing with a focal strand of semiprecious stone, glass or pearls and mix in metal beads and seed beads for three related strands. With the perfect clasp to bring it all together, you will love the versatility of this project! Materials required.

All Levels

Instructors: Shannon Haire or Emily B. Miller

[Berkeley Location](#)

Wed Feb 22 6-9pm Shannon

[San Rafael Location](#)

Wed Mar 7 6-9pm Emily

Wed May 30 6-9pm Emily



Renew, Recycle, Refresh \$35

What's so cool about beaded jewelry? It's always ready for a refresher course! Bring several pieces of jewelry that don't work and choose one in class to remake into a new masterpiece. Too long? Too short? Broken, or just not perfect in some way? Instead of starting from scratch, begin with a piece of jewelry that has beads you like and give it a facelift. Materials required.

Instructor Emily B. Miller

All Levels

[Berkeley Location](#)

Tue Mar 13 6-9pm

Tue May 8 6-9pm

[San Rafael Location](#)

Thu Feb 16 6-9pm



Beads and Leather Bracelet \$35

Keep on top of changing fashion trends, by working with classic materials in new ways. Leather and beads mix beautifully in this double wrap bracelet that you will see everywhere! The clasp is an easy button and loop, keeping the design casual and affordable. Materials required.

Instructor: Anat Silvera

All Levels

[Berkeley Location](#)

Sat Mar 10 10-1pm

[San Rafael Location](#)

Wed Apr 11 6-9pm



Sign up for two or more classes & save 10% on the class fee!

Classes must be registered for at the same time to take advantage of this great deal!

Discounts apply to single student registrations only.

Discounts cannot be applied to kit fees. No further discounts apply.

Wire and Chain

Basic Stringing \$45

Begin your journey into the world of bead stringing. Basic techniques of jewelry assembly will be taught including: choosing appropriate stringing materials, finishing techniques, and design basics. Students will also design and create a bracelet in class. All materials included. Kit includes beads, clasp and stringing material.

Instructors: Julia Booz Ullrey, Lisa Claxton, Shannon Haire, Emily B Miller, or Anat Silvera

All levels

Berkeley Location

Sat Feb 4 2-5pm Julia
 Mon Feb 13 6-9pm Anat
 Sun Mar 11 2-5pm Lisa
 Wed Mar 21 6-9pm Shannon
 Sat Apr 7 2-5pm Emily
 Tue Apr 17 6-9pm Emily
 Sun May 6 2-5pm Lisa
 Wed May 23 6-9pm Emily

San Rafael Location

Sun Feb 12 2-5pm Emily
 Tue Feb 21 6-9pm Emily
 Thu Mar 8 6-9pm Emily
 Sat Mar 24 2-5pm Emily
 Mon Apr 9 6-9pm Emily
 Sat Apr 28 2-5pm Lisa
 Mon May 7 6-9pm Emily
 Sun May 20 2-5pm Lisa

Pearl Knotting \$45

Knotting between pearls is only the beginning; make your beautiful jewelry durable, flexible and secure from lost beads. Learn to knot between beads using simple tools and traditional techniques. Choosing appropriate thread, finishing without a clasp, tying the knots, and more will be covered in this class. All materials included. Kit includes awl, knotting tweezers, silk and beads.

Instructor: Julia Booz Ullrey

All levels

Berkeley Location

Sun Mar 4 10-1pm
 Thu May 10 6-9pm



San Rafael Location

Wed Feb 22 6-9pm
 Mon Apr 16 6-9pm

Multi Strand Necklace \$35

Time to break through the single strand barrier! Leap into multi stranded, more advanced necklaces with loads of texture and creativity. Anat will show you fun ways to add new techniques to your beadwork. Materials required

Instructor Anat Silvera

Level 1

Prerequisites Basic Stringing

Berkeley Location

Thu Mar 15 6-9pm

San Rafael Location

Sat May 12 10-1pm



Illusion Knotting \$35

Use silk and nylon to their best advantage to create this perfect necklace for any season! Light and airy, the thread is meant to show and be a big part in the design. Learn the easy way to make even and uneven spaces between the beads, while making a two-strand necklace. Materials required

Instructor Emily B. Miller

Level 1

Prerequisite Pearl Knotting

Berkeley Location

Mon Mar 26 6-9pm



San Rafael Location

Tue Feb 28 6-9pm

Wed Apr 4 10-1pm

New!

Pearl Macramé Bracelet \$35

You asked for it, we are bringing it back. Get fancy with your knotwork by incorporating pearls into your macrame cord bracelet! This class will cover square knot sinnets, making an adjustable length closure, and variations on the basic design. Materials required

Instructor Julia Booz Ullrey

All levels

Berkeley Location

Tue Feb 28 6-9pm

Thu Apr 26 6-9pm



San Rafael Location

Sat Mar 17 10-1pm

Wed May 2 6-9pm

Simple Wire Crochet with Beads \$45

This class is designed as an introduction into incorporating simple jewelry making and incorporating textile techniques with wire. Students will make a beautiful three-strand bracelet in class. Techniques include: chain stitching with wire, maintaining tension with beads and multi-strand finishing. Materials Required.

All Levels

Instructor Lisa Claxton

Berkeley Location

Wed Feb 15 6-9pm

San Rafael Location

Sun Apr 1 10-1pm



Basic Wire \$45

An introduction to working with wire. In this class students will learn basic loop making techniques and earring construction. Get a great start in tool selection and appropriate wire choices for each project. Enhance your jewelry designs with wire. All materials included.

Instructors: Julia Booz Ullrey, Lisa Claxton, Shannon Haire, Emily B. Miller, or Anat Silvera

All Levels

Berkeley Location

Sat Feb 4 10-1pm Julia
 Thu Feb 16 6-9pm Anat
 Wed Mar 7 6-9pm Anat
 Sun Mar 11 10-1pm Lisa
 Sat Apr 7 10-1pm Emily
 Wed Apr 25 6-9pm Emily
 Sun May 6 10-1 Lisa
 Thu May 17 6-9pm Anat

San Rafael Location

Thu Feb 9 6-9pm Julia
 Sun Feb 12 10-1pm Emily
 Thu Mar 1 6-9pm Emily
 Sat Mar 24 10-1pm Emily
 Tue Apr 3 6-9pm Lisa
 Sat Apr 28 10-1pm Lisa
 Tue May 1 6-9pm Emily
 Sun May 20 10-1pm Lisa

Mixed Chain Mail Bracelet \$35

Want a great start in chain mail? Join Shannon for this lesson in three sections, Two in Two chain, Byzantine and Flat Chain Mail. Make sections of each, joined with wire wrapped links for a show off bracelet of your new skills! Materials required.

Instructor Shannon Haire

Level 1

Prerequisite Basic Wire

Berkeley Location

Wed Feb 29 6-9pm

Tue Apr 3 6-9pm



Crochet Wire Birds Nests \$45

These crochet wire birds nests will captivate you right down to the three little "eggs" nestled inside. Students will experiment making several nests using a simple crochet pattern that can be easily modified to accommodate custom bead embellishment. No experience is required but previous wire experience is helpful. Materials required.

Level 1

Prerequisite Basic Wire

Instructor Lisa Claxton

Berkeley Location

Sat Feb 18 2-5pm

San Rafael Location

Wed May 9 6-9pm



Beginning Earrings \$35

Want more earrings? Join Emily for a great class on earring design and construction. Earrings are the gateway to making jewelry; we know you'll be hooked! No matter what time of year, new earrings complete your outfit, make a great gift, add sparkle to a special occasion. Materials required.

Instructor Emily B. Miller

Level 1

Prerequisite Basic Wire

[Berkeley Location](#)

Wed Feb 15 6-9pm

Thu Apr 12 6-9pm

[San Rafael Location](#)

Tue Mar 6 6-9pm



Briolette Cascade \$35

Make the most of gleaming briolettes, by cascading them down the steps of chain links, a perfect combination! A perfect earring project, mixing colors, textures with faceted and smooth stones, while you practice wrapping top drilled beads. Want more? Use bigger stones with bigger chain, picking up on a hot trend, a dangly charm laden pendant to match or wear alone. Materials required.

Instructor Emily B. Miller

Level 1

Prerequisite Basic Wire

[Berkeley Location](#)

Tue Mar 27 6-9pm

Tue May 22 6-9pm

[San Rafael Location](#)

Sat Feb 18 10-1pm

Thu Apr 5 10-1pm *

*Midweek daytime class.



Handwoven Chain \$60

This hand woven chain and became popular with the renewed interest in Byzantine style jewelry. Now you can learn how to weave this chain yourself by hand. This two-session class focuses on weaving the chain, problem solving, adding new wire, finishing techniques and extensive design possibilities. Materials required.

Instructor Lisa Claxton

Level 1

Prerequisite Basic Wire

Two Session Class

[Berkeley Location](#)

Tue Feb 21 & 28 6-8:30pm

[San Rafael Location](#)

Wed Apr 18 & 25 6-8:30pm



The Craftsman Necklace \$55

Make a distinctive necklace, using many techniques, wire wraps, caged beads, bead wrap caps and bead embellished components. Incorporate soldered jump rings, chain links, or larger single links. This necklace could use a pendant or have no focal, so that no matter which part is facing front it always looks great! Materials required.

Instructor Emily B. Miller

Level 2

Prerequisites- Basic Wire and any other wire class

[Berkeley Location](#)

Sat May 12 10-2:30pm

[San Rafael Location](#)

Thu Mar 29 10-2:30pm *

*Midweek daytime class



Artisan Earring \$35

Do you see handmade, hand formed earrings everywhere you look? Now you too can make Artisan earrings in your own unique style using a steel block, dapping tools, a torch, hammers and some basic tools. Materials required.

Instructor: Anat Silvera

Level 1


Prerequisite Basic Wire

[Berkeley Location](#)

Thu Mar 8 6-9pm

[San Rafael Location](#)

Mon May 14 6-9pm



Earrings in an Afternoon \$45

Wrap, loop and coil four great earrings with Anat. Practice your wire wrapping, form your own wire hoops and loops, wrap briolettes with coils of beads and incorporate chain in your wirework. As always, Anat will teach all of this and so much more in this fun and fast workshop. Materials required.

Instructor Anat Silvera

Level 1

Prerequisite Basic Wire

[Berkeley Location](#)

Sun Mar 4 2-6pm

[San Rafael Location](#)

Sat May 12 2-6pm



Contemporary Wire Work \$45

Wire workers who have mastered the simple loop and the wrapped loop can continue your wire education with these modern twists on traditional techniques. Practice wire coiling, wrapping top-drilled beads, incorporating chain, S-hook links, components and more. This building block style of learning will improve your success in other wire classes while perfecting the wire form through technical skills. Materials required.

Instructor Lisa Claxton

Level 2

Prerequisite Basic Wire and any other wire class


[Berkeley Location](#)

Sat Feb 18 10-1pm

Mon Apr 16 6-9pm

[San Rafael Location](#)

Thu Mar 15 6-9pm



Wire Bezels \$45

For the intermediate wire worker, the wire bezel exemplifies delicate intricacy in wirework. Students will learn how to design and create their own wire frames for specialty beads.

Techniques include design, choosing materials, coiling, adding embellishment, and finishing. Materials required.

Instructor Lisa Claxton

Level 2

Prerequisite Contemporary Wire

[Berkeley Location](#)

Sat May 19 2-5pm

[San Rafael Location](#)

Tue Mar 27 6-9pm



Herringbone Weave Wire Wrapping \$45

Learn a new technique for wire wrapping your favorite beads. Using fine gauge wires students will learn how to take the traditional wire wrap one step further to create intricate "cocoon" weave with wire. Materials required

Instructor Lisa Claxton

Level 1

Prerequisite Basic Wire and practice.

[Berkeley Location](#)

Tue Mar 6 6-9pm

Sat May 19 10-1pm

[San Rafael Location](#)

Sun Apr 1 2-5pm



Metal Clay

Unbreakable Heart Pendant \$80

Is your heart unbreakable? Join Emily for one of her signature projects, the Unbreakable Heart Pendant. In one day you'll texture, shape and cut layers of fine silver, fuse up some rings for the bail, and rivet it all together to make a tough but sweet pendant of your own. Not into hearts? No problem, you can choose a leaf, flower or other shape to work with. Materials required. \$15 kit fee due to instructor the day of class for nuts and bolts, copper spacers and wire.

Instructor Emily B. Miller

All Levels

[Berkeley Location](#)

Sat Mar 3 10-4pm



Introduction to PMC \$80

PMC is clay made of microscopically ground pure silver, water, and an organic binder that turns into solid silver object after firing in a kiln. Learn how to use PMC to make pendants, charms, and earring components. This class is a prerequisite to all other PMC classes. Class fee includes loan of tools in class and firing. Materials required.

All Levels

Instructor: Emily B. Miller

[Berkeley Location](#)

Sun Feb 19 10-4pm

Sat Apr 28 10-4pm

[San Rafael Location](#)

Sat Mar 31 10-4pm



Torch Fired Copper Clay \$80

Yes! Finally, a base metal clay that fires well with a torch! Art Clay Copper is formulated to be torch fired or kiln fired, making for an affordable alternate to silver metal clay. Come spend the day learning the ins and outs of working with this great medium and make some great pieces of jewelry. Materials required

Instructor: Emily B. Miller

All Levels

[Berkeley Location](#)

Sat Apr 14 10-4pm

Sun May 20 10-4pm



Hollowforms in PMC \$80

Make your own beads to personalize your designs, students will make 7 different types of beads with and without burnout materials. Use all the types of PMC+, syringe, paper, and lump clay to make hollow beads Materials required

Instructor Emily B. Miller

Level 1

Prerequisite Intro to PMC

[Berkeley Location](#)

Sun Mar 25 10-5pm

[San Rafael Location](#)

Sat May 5 10-5pm



PMC 2 \$80

If you are ready for some new tricks, join Emily for PMCII. Make boxes for filling with gold or resin, work more with PMC sheet, try new ways to attach bails and make super cool stud earrings. Materials required.

Instructor Emily B. Miller

Level 2

Prerequisite Intro to PMC

[Berkeley Location](#)

Sun Mar 18 10-5pm

[San Rafael Location](#)

Sun May 6 10-5pm



Near East Riveted Earrings \$80

Mix wire, PMC and brass for a new timeless design. These curved earrings are great to display texture and even keep a secret! Riveting with nuts and bolts is easy and satisfying way to join metals, with out the pain of soldering. Tumbling, patina and polishing round out the day, students will leave with completed earrings. Materials required.

Instructor Emily B. Miller

Level 1

Prerequisite Intro to PMC

[Berkeley Location](#)

Sun Apr 29 10-5pm



Metalsmithing

Basic Polishing \$120

When all of the soldering, sawing and fabricating are done, it's time to make your jewelry beautiful with a brilliant finish. Use hand tools and power tools to polish into recesses, flat surfaces, crisp edges and texture. Learn how to use power tools like Dremels and Flex Shafts and an assortment of mostly dust-free, home friendly abrasives. Bring a few projects from previous metalsmithing or metal clay classes to polish or practice on a discs or samples pieces during class. Materials required.

Instructor Joe Silvera

All Levels

[Berkeley Location](#)

Sat May 12 10-5pm



20 Minute Spiral Ring \$45

Create a ring of many textures to wrap around your finger with this instant gratification project. Students will explore several techniques to create texture and patterns onto wire. Then we will shape, patina and polish the ring into an easily wearable ring. But be careful, this technique is dangerously addictive. Materials required.

Instructor Lisa Claxton

All Levels

[Berkeley Location](#)

Sat Mar 17 10-1pm

Tue May 15 6-9pm

[San Rafael Location](#)
Mon Apr 23 6-9pm



Like us on Facebook
Join our email list at
www.baublesandbeads.com

Fused Chains \$45

Fusing fine silver chains is like bringing the magician out of the jeweler. Unlike sterling silver wire, fine silver wire can be fused together using a simple torch and does not require any metal finishing chemicals. Techniques include: cutting your own jump rings, fusing wire and work-hardening the completed bracelet. Materials required.

Instructor Lisa Claxton

Level 1

Prerequisite Basic Wire

[Berkeley Location](#)

Sat Mar 17 2-5pm

[San Rafael Location](#)

Tue May 22 6-9pm



Basic Metalsmithing \$160

Learn how to master the basic techniques of working with silver, copper and brass sheet metal in this thorough two-day workshop that will leave you inspired! Sawing, drilling, polishing, texturing with hammers, riveting and more will be covered in this fun and informative class.

Tools and materials required.

Level 1

2-session class

Instructor: Joe Silvera

Prerequisite Basic Wire Work

[Berkeley Location](#)

Sat and Sun Feb 11 & 12 10-4pm

[San Rafael Location](#)

Sat and Sun Apr 14 & 15 10-4pm



Basic Soldering \$120

Ever want to permanently close those pesky jump rings? Sign up for this class and Joe author of Soldering Made Simple, will take you through the science and practical techniques behind soldering. Closing jump rings, making your own findings including head pins, and fabricating simple earrings are all included in this one-day workshop. You'll get lots of patient support, and will love the new skills you acquire! Tools and materials required.

Instructor Joe Silvera

Level 1

Prerequisite Basic Wire Work

[Berkeley Location](#)

Sat Mar 31 10-5pm

Sun May 13 1-5pm

[San Rafael Location](#)

Sat Mar 3 10-5pm



New!

Revolving Ring \$65

Learn how to make a revolving ring - two rings in one! A wide, textured, band ring with a revolving ring on the outside. You can spin it, fidget with it or roll it to your heart's content! Students will learn how to make a ring from scratch, including forming, sizing, and more.

materials required

Instructor Anat Silvera

Level 2

Prerequisite Basic Soldering

[Berkeley Location](#)

Sat Apr 7 10-5pm



Double Sided Bezels and Soldering with Beads \$120

This workshop combines three great skills to add to your soldering repertoire: make double-sided bezels that are open on the front and back to frame tumbled beach glass or found objects; learn how to solder a custom chain as you connect your setting to a necklace; and even solder jump rings with beads attached to them! It's time to learn how to break the rules and solder over the edge. Materials required.

Instructor Joe Silvera

Level 2

Prerequisite Basic Soldering

[Berkeley Location](#)

Sat Mar 24 10-5pm



Free Form Prong Setting \$120

With free form prong settings, capture and set stones, brass stampings and beads that don't have holes or built in attachments. Strategies, problem solving and techniques for soldering and designing settings for several samples will be covered in this class with the author of Soldering Made Simple. Materials required.

Instructor Joe Silvera

Level 2

Prerequisite Basic Soldering

[San Rafael Location](#)

Sun Mar 4 10-5pm



Bezel Ring \$120

Create a bezel set ring from raw materials with accessible, affordable tools, like crème brulee torches and hand tools, that you can use at home. Students will make a setting for a cabochon stone and then learn how to make a ring, solder it to the setting, polish it, and set the stone. How to measure a ring, sizing rings up and down, and more will be covered in this thorough workshop. An \$8 kit fee is payable to instructor on the day of class. Materials required.

Materials required.

Instructor Joe Silvera

Level 2

Prerequisite Basic Soldering

[San Rafael Location](#)

Sun Mar 25 10-5pm



New!

Koi Fish Pin \$120

Solder a koi fish pin or one of several designs during class and practice sweat soldering, soldering on pin backs, using firescale preventative fluxes and adding a patina of shimmering colors to copper. Hone your craft and bring art to your soldering. Materials required. A \$10 kit fee is due to instructor the day of class for pin findings.


Instructor Joe Silvera

Level 2

Prerequisites: Basic Soldering and Basic Metalsmithing. Please note that this is a course for students who have previous recent practice: sawing, filing and soldering precious metals. Fusing or using low-temp solders are not equivalent experience.

[Berkeley Location](#)

Sun Apr 1 10-5pm



Locations & Store Hours

Berkeley

1676 Shattuck Avenue • Berkeley CA 94709
Phone 510.644.BEAD (2323) Fax 510.644.2328
Regular Store Hours: Monday-Saturday 10:30am-6:30pm
Sunday 12-5pm

San Rafael

1104 4th Street • San Rafael CA 94901
Phone 415.457.8891 Fax 415.457.0130
Regular Store Hours: Monday-Saturday 10-6pm
Sunday 11-6pm

Seedbeads

Catch a Cabochon \$35

Are you tempted by glass or stone cabochons but frustrated how to string them with your favorite beads? Catch a cabochon in a net of seed beads, perfect for the special centerpiece. In class students will weave and attach the bezel to the cabochon and discuss strap options. Cabochons will be available to purchase from instructor. Materials required.

Instructor: Julia Booz Ullrey
All levels- some needle and thread experience helpful!
Berkeley Location
Sat May 5 10-1pm
San Rafael Location
Sat Mar 17 2-5pm



Peyote Amulet Bag \$45

This two-session class is designed to provide students with the strong foundation needed to begin beadweaving. The structure of the class allows students to cover a variety of techniques used in beadwork including design, explanation of materials, basic flat peyote, fringe and straps. Students will design and original piece from start to finish! Materials required.

Instructor: Julia Booz Ullrey
All levels
Two Session class
Berkeley Location
Thu Mar 15 & 22 6-8:30pm
San Rafael Location
Tue May 8 & 15 6-8:30pm



Basic Loom Weaving \$45

Loom weaving with beads is a wonderful exploration of color and design. Using beads, thread and a simple loom make bracelets, amulet bags, or pieces of beadwork to applique on clothing. The possibilities are endless. In this two-part class students will learn about bead and pattern selection, thread choices, types of needles, warping the loom, weaving with beads, and finishing the beadwork. Materials required.

Instructor Emily B. Miller
All Levels
Two Session class
Berkeley Location
Wed Feb 22 & 29 6-8:30pm
San Rafael Location
Wed Mar 21 & 28 6-8:30pm



Flower Drop Earrings \$35

Here's a pretty neat design to use tubular herringbone to make a dangly flower earring. Mix finishes of beads for subtle texture and sizes of beads for delightful petals popping with enthusiasm. These will be your new obsession! Materials required.

Instructor Emily B. Miller
Level 1
Prerequisite any seedbead class
Berkeley Location
Sat Mar 17 10-1pm
San Rafael Location
Thu Apr 26 10-1pm*
* Midweek daytime class



Introduction to Seed Beads \$45

Here is the class to launch you into the fascinating world of bead weaving, by working with tiny seed beads to create a fabric of beads and thread. Seed beads have their own special lingo. Come and learn the sizes and shapes, needle and thread choices and two basic stitches. Peyote stitch and brick stitch are basic stitches that can be worked in different ways to suit several great projects. Materials required.

Instructors: Julia Booz Ullrey or Emily B. Miller

All levels
Berkeley Location
Sat Feb 18 12-5pm Julia
Sun Apr 15 12-5pm Julia
San Rafael Location
Sat Mar 10 12-5pm Emily
Sat May 26 12-5pm Emily



Beaded Charms \$35

Ready to take the next step and turn your beadwork 3D? Join Julia for a super cute project that will enhance your knowledge of peyote stitch and open some new doors with this technique. Beaded Charms will cover decreasing as well as tubular peyote. Once you get it, making these little baubles can be addictive! Materials required.

Instructor: Julia Booz Ullrey
Level 1
Prerequisite Intro to Seedbeads and experience/ comfort with flat peyote stitch
Berkeley Location
Mon Feb 20 6-9pm
San Rafael Location
Wed Apr 4 6-9pm



New!

Peyote Sachet \$45

Since your jewelry box is overflowing maybe it is time for a project that lives in a different part of your dresser. Join Julia for this fun design that will delight you every time you get dressed! Peyote sachet will acquaint you with two-drop peyote stitch for a faster finish time, and if you are looking for a class to help you master pattern reading, this is your chance. This cute little sachet can be filled with any aromatic herb but we'll have some starter kits available for purchase in class for a nominal fee of \$5. Materials required.

Instructor Julia Booz Ullrey
Level 1
Prerequisite Intro to Seedbeads
Two Session class
Berkeley Location
Mon Mar 12 & 19 6-8:30pm
San Rafael Location
Tue Apr 10 & 17 6-8:30pm



New!

Box Kite Earrings \$35

Inspired by the Berkeley Kite Festival, Julia wanted to make her beadwork more three dimensional. These lovely little hollow earrings are like delicate seed pods floating in the breeze below your ears. Get ready to "launch" yourself into brick stitch with a flourish. Materials required

Instructor: Julia Booz Ullrey
Level 1
Prerequisite Intro to Seedbeads
Berkeley Location
Wed Mar 21 6-9pm
San Rafael Location
Sat May 19 2-5pm



Sunday	Monday	Tuesday	Wednesday	Thursday	Friday	Saturday
February			1	2	3	4 B Basic Wire Basic Stringing
5	6	7	8	9 SR Basic Wire	10	11 B Basic Metalsm. 1
12 B Basic Metalsm. 2 SR Basic Wire Basic Stringing	13 B Basic Stringing	14 Valentines Day	15 B Beg.Earring, Simple Wire Crochet	16 B Basic Wire SR Renew Recycle Refresh	17	18 B Intro to Seedbeads,Contp. Wire, Crochet Birds Nest SR Brio Cascade
19 B Intro to Enamel, Intro to PMC	20 B Beaded Charms	21 B Handwoven Chain 1 SR Basic Stringing	22 B Lots of Layers Basic Loom1 SR Pearl Knotting	23	24 B Torch Fire Copper Domes	25 B Hinges & Lockets
26 B Torch Firing & Tab Bezels	27	28 B Handwoven Chain 2, Pearl Macrame SR Illusion Knot	29 B Basic Loom1 Mixed Chain Mail			

Sunday	Monday	Tuesday	Wednesday	Thursday	Friday	Saturday
March				1 SR Basic Wire	2	3 B Unbreakable Heart SR Basic Soldering
4 B Pearl Knotting, Earrings in the Afternoon SR Freeform Prongs	5	6 B Herringbone Wire Wrap SR Beginning Earrings	7 B Basic Wire SR Lots of Layers	8 B Artisan Earrings SR Basic Stringing	9	10 B Pict Links &Pendants Beads &leather Stamp Stencil Scraffito SR Intro to Seedbeads
11 B Basic Wire Basic Stringing	12 B Peyote Sachet 1	13 B Renew Recycle Refresh	14	15 B Peyote Amulet 1, Multi Strand Necklace SR Contemp Wire	16	17 B Flower Drop Earrings 20 Mln Spiral Ring Fused Chains, SR Catch a Cab Pearl Macrame
18 B PMC2	19 B Peyote Sachet 2	20 B Resin Jewelry	21 B Basic Stringing, Box Kite Earrings SR Basic Loom 1	22 B Peyote Amulet 2 SR Intro to Enamel	23	24 B Double Sided Bezels SR Basic Stringing Basic Wire
25 B PMC Hollowforms SR Bezel Ring	26 B Illusion Knot	27 B Briquette Cascade SR Wire Bezels	28 SR Basic Loom 2	29 SR Craftsman Necklace	30	31 B Basic Soldering SR Intro to PMC

Sunday April	Monday	Tuesday	Wednesday	Thursday	Friday	Saturday
1 B Koi Fish Pin SR Simple Wire Crochet Herringbone Weave	2	3 B Mixed Chain Maille Bracelet SR Basic Wire	4 SR Illusion Knotting, Beaded Charms	5 SR Briquette Cascade	6	7 B Revolving Ring Basic Wire Basic Stringing
8 Easter Sunday Closed	9 SR Basic Stringing	10 SR Peyote Sachet 1	11 SR Beads and Leather	12 B Beg Earrings	13	14 B Intro to Enamel Torch Fire Copper SR Basic Metalsmithing 1
15 B Intro to Seedbeads SR Basic Metalsmithing 2	16 B Contemp Wire SR Pearl Knotting	17 B Basic Stringing SR Peyote Sachet 2	18 SR HandwovenChain 1	19	20	21 NCBS Show & Sale
22 B Bronze Metal Clay and Colors on Metal	23 SR 20 Minute Spiral Ring	24 SR Resin Jewelry	25 B Basic Wire SR HandwovenChain 2	26 B Pearl Macrame SR Flower Drop Earring	27	28 B Intro to PMC SR Basic Wire Basic Stringing
29 B Near East Riveted Earrings SR Picture Links & Pendants	30					

Sunday	Monday	Tuesday	Wednesday	Thursday	Friday	Saturday
May		1 SR Basic Wire	2 SR Pearl Macrame	3	4	5 B Wave Links, Catch a Cabochon SR PMC Hollowforms
6 Basic Wire Basic Stringing SR PMC2	7 SR Basic Stringing	8 B Renew Recycle Refresh SR Peyote Amulet 1	9 SR Crochet Birds Nest	10 B Pearl Knotting, Resin Jewelry	11	12 B Basic Polish, Craftsman Neck. SR MultiStrand Neck Earring in Aftern.
13 Mothers Day B Basic Soldering	14 SR Artisan Earrings	15 B 20 Min. Spiral Ring SR Peyote Amulet 2	16 SR Silver Lining Cloud Cover	17 B Basic Wire SR Sq. Wire Bezel Wrap Celtic Wave Bracelet	18 B Japanese Wave Earrings	19 B Beginning Lampwork, Herringbone Weave, Wire Bezel SR Box Kite Earr.
20 B Skinny Dragonscale, Helm Orb Necklace Torch Fire Copper SR Basic Wire B String	21	22 B Briquette Cascade SR Fused Bracelet	23 B Basic Stringing SR Enamel on Curved Forms	24	25	26 SR Intro to Seed Beads
27	28 Memorial Day Closed	29	30 SR Lots of Layers	31		